

TRACY

INCORPORATED



TRACY'S FIBERGLAS WORKS 328 INGALLS ST. SANTA CRUZ, CA. PHONE (408) 426-7305

99

100

101

102

103

104

105




CUSTOM PAINT STYLES

All the above paint number styles plus those on Pages 33-36 are examples that can be applied to any part.





1974 CATALOG






table of contents

PAGE	PRODUCTION DESCRIPTION
3	Introduction
4	Honda 500 – Eliminator Cafe/Street Racer Body
5	Honda 450 – Eliminator Cafe/Street Racer Body
6	Honda 750 – Eliminator Cafe/Street Racer Body
7	Honda 750 – California “Cafe” Customizing Kit
8	Honda 750 – Starship Chopper Body
9	Honda 750 – Time Machine Chopper Bodies
11	Honda 350/450 – Starship Chopper Bodies
12	Penetrator Fairing for Honda 750
13	Honda 750 Cafe Racer Tank/Seat/Fairing
14	Excalibre – Honda 750 Touring Body
15	Intruder – Honda 750 Cafe/Street Racer Body
16	H-D XR-750 – Brelsford Bodies (Model A & B)
17	Castro Body for Trackmaster frames
18	Norton Eliminator Body – Packard Clipper
19	Norton Starship Chopper Body
20	Triumph Trident Eliminator Body
21	Triumph 650 Starship Body
22	Triumph 650 TT Racer Body
23	Triumph 750 Twin Eliminator Cafe/Street Racer Body
24	Triumph 650 Kit Bike
25	Triumph Style Tanks
26	Universal Triumph Style Tanks
27/29	Universal Sportster Tanks
30/31	Coffin Tanks
32	Peanut Tanks
33/36	Custom Painting
37	Mini-Sportster Tanks
38/39	Universal Tanks
40	Universal Metisse/Road Racing Front Fenders
41/42	Sportster/Coffin Rear Fenders
43	Universal Street Racer Body/ETT A&B
44	H-D Superglide Chopper Body
45	H-D Sportster Chopper Body
46	Triumph/BSA Starship Chopper Body
47	BSA 650 Eliminator Cafe/Street Racer Body
48	Honda 250 MX Body
49	Husqvarna MX Body
50	CZ MX Body
51	Bultaco MX Body
52	Yamaha MX Body
53	Yamaha 650 Eliminator & Starship Bodies
54/55	Kawasaki Eliminator Cafe/Street Racer Bodies
56	Suzuki Eliminator Cafe/Street Racer Bodies
57/60	Yamaha/Maico/Husqvarna/Montessa/Bultaco Tanks
61/65	TT/Cafe Racer/MX/Chopper Seats
66	Enduro Tanks
67	Petcocks & Hardware
68/69	Terms

INTRODUCTION TO TRACY INC.



TO OUR DEALERS AND CUSTOMERS

TRACY Designs Inc., invites you to browse through this catalog. It has been prepared to give you an insight to Tracy's total concepts in motorcycle design. Within these pages are examples of four years of bringing together what we feel is the ultimate combination: Art, Design, Engineering, Fabrication and Administration. Our employees goals of perfection fit the philosophy of our business. The products offered in this years catalog represent the talent and enthusiasm of these people.



RANDY, In memory of a beautiful lady

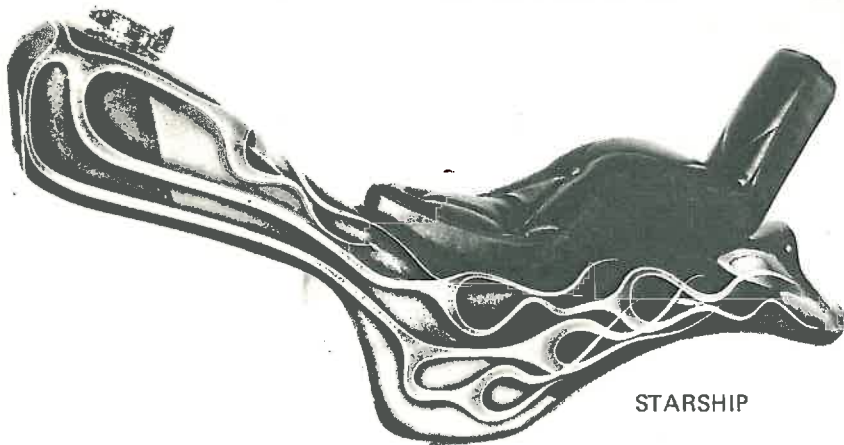
TRACY

HONDA 500



Custom paint- 57

HONDA 500 ELIMINATOR




STARSHIP

Honda 500 Eliminator — Starship



Understanding the problems of big bike components, Tracy designed the Eliminator and Starship models for the Honda 500 not only to integrate all components but to lower the center of gravity for superhandling. Constructed of hand-laminated fiberglass, these narrow models retain a super light weight (14 lbs.) yet hold stock fuel capacity, fit low on the frame and add total saleability to any new or used Honda.

Mounted in minutes, the Eliminator drops onto stock mounts and features button-tuck seat hinged for easy battery access, a 2.75 gallon fuel capacity, body fits over oil filler with oil cap neck exposed, molded in tail-light/license plate holder. The Starship comes with a Cobra style seat (high hump or king-queen extra). Molded tail-light which accepts a Lucas lens, and chrome gas cap. Both models carry Tracy's lifetime guarantee against leakage, faulty materials and craftsmanship and are available in yellow and white primer. Let Tracy's custom painting department finish it for you, using their own custom formulas which are impervious to sun or gas spillage.



Honda 450 Street Racer Body

ELIMINATOR




Body comes with
tailight mount

ELIMINATOR BODY

E-450 Pat. pending

Increase the value of your 450. This Eliminator Body will fit your Honda 450, stock mounts, no cutting, no welding. It has all the Eliminator features

*Tailight holder included, gas cap, petcock fittings in position for your 450, removeable button tuck seat, weight 14 lbs.



ELIMINATOR 750


E-750—Eliminator Street Racer

Honda 750 Street Racer Body

THIS IS IT! This Eliminator Street Racer body was designed for the spirited road rider. If you enjoy the thrill of speed with good handling characteristics, this ultra narrow designed Eliminator Body is for you. It holds 3 gallons of gas and has a button tuck seat removable for easy battery access. The taillight and license plate holder is molded-in for application of stock taillight. This Eliminator Body has all the features only a one piece body can give you.



- 1) Total weight 14 pounds.
- 2) One piece mold design for a combination of compound curves that is very similar to a wing of a plane, maximum strength with minimum weight.
- 3) 3 Gallon gas capacity, gas carried in tank and under seat.
- 4) Button tuck, diamond pleat, seat removable for easy battery access.
- 5) Body goes on and off in seconds with universal mounts, no welding.
- 6) No more problems with painting plastic side covers, throw them away. Body fits right over oil filter neck with cap exposed. Standard colors.

ELIMINATOR




E-750

CALIFORNIA CAFE/STREET RACER



Remove the high center of gravity weight
and add the light
Monococque Look !




california cafe

Honda 750 Customizing Kit




T-140



HONDA 750
T-140—Tank

Give your Honda the personal look! This sleek 3 gallon tank fits on stock mounts with stock seat or others. It comes with 2 molded-in petcock fittings and cap. Standard colors. Flip-top cap @ extra cost.




HONDA 750
S-120—Seat

DUAL PASSENGER DESIGN

This seat was designed to utilize the stock mounts and still give great comfort and styling for you and your passenger. It folds up as stock and uses the stock tailight and license plate and frame. The greatest feature of all is it comes complete with a locking glove box under the seat for tools or glasses, etc. It is upholstered with high grade black naugahyde and has two inch foam for a lower center of gravity and greater stability in leg reach. Seat comes in all colors as the tank. Standard colors. Custom Button Tuck Seat

Black Glove Box, mounting instructions and all hardware included.



328 INGALLS ST., SANTA CRUZ, CA. 95060. (408) 426-7305




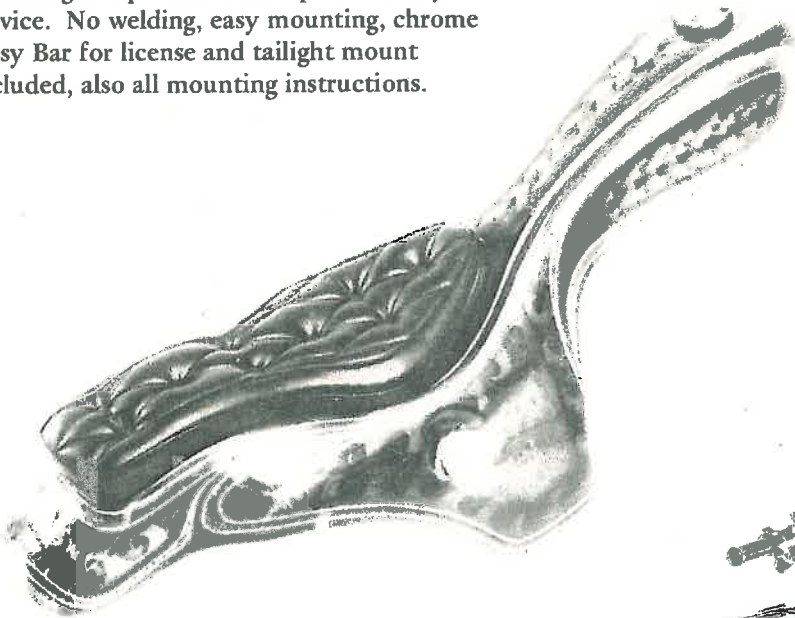

STARSHIP Honda 750 Chopper Body

***STAR SHIP**

750 Chopper Body Pat. pending

#750-CB

One of the newest creations from The Fiberglas Works. Star Ship Chopper Body brings a brand new entity to the custom bike field. A one piece body goes on in minutes. 2½ gallon gas capacity (gas stores in tank and under seat). Wires and frame concealed. No more problems with custom painted side panels. Two petcock fittings and chrome gas cap. Seat folds up for battery service. No welding, easy mounting, chrome Sissy Bar for license and tailight mount included, also all mounting instructions.




#750-CB

328 INGALLS ST. SANTA CRUZ, CA. 95060 (408) 426-7305

Time machine

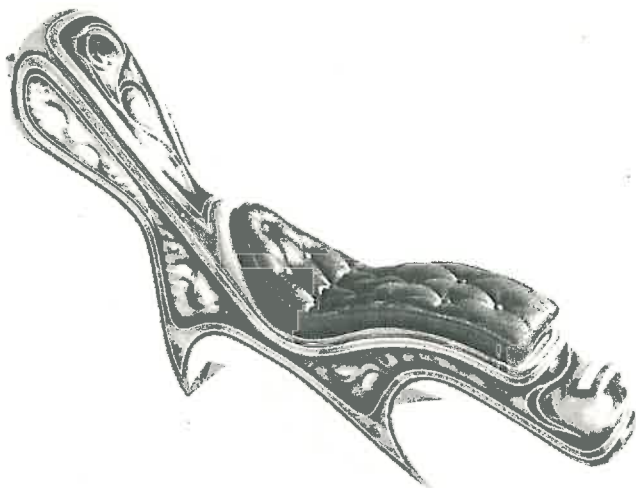

750 Honda

KIT BIKE



750 HONDA KIT BIKE
TM-750

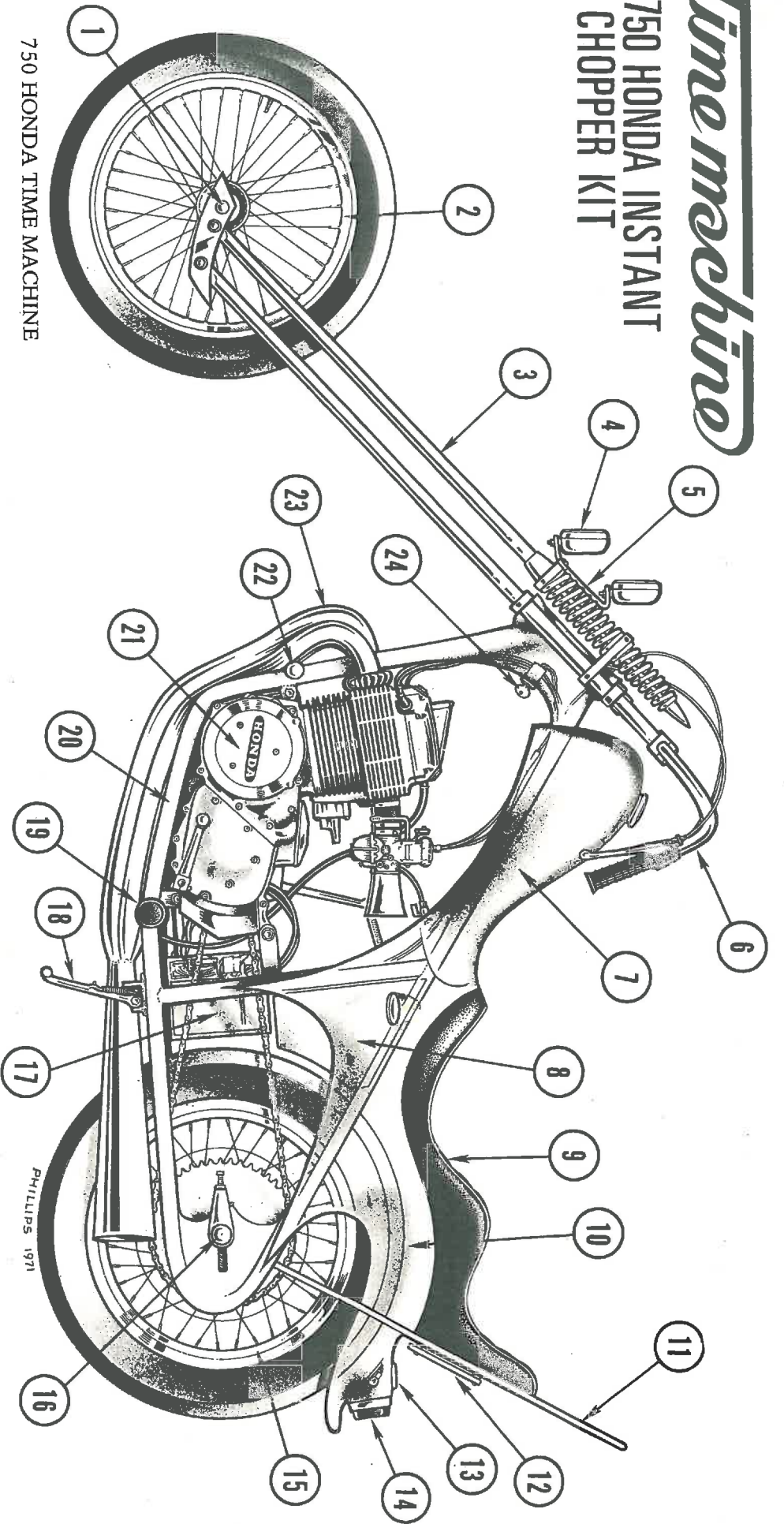
This futuristic chopper body carries a 2 1/2 gallon gas capacity, comes with 4 dzus fasteners and mounts on a Viking frame available through us. For further information, see next page.



· 328 INGALLS ST., SANTA CRUZ, CALIFORNIA 95060 ·

Time Machine

750 HONDA INSTANT CHOPPER KIT




750 HONDA TIME MACHINE

1. Will accept stock front end and axle.
2. Will accept stock or accessory wheel.
3. Accepts stock front end or accessory springer or girder.
4. Lamp availability and legality according to state's vehicle codes.
5. Headlamp mounting determined by front end.
6. Will accept any style handle bar.
7. The Time Machine Chopper Body: A) gas capacity: 2½ gals.
B) one piece design covers wires, oil tank, and 50% of frame.
C) strong, one piece design combines many compound curves into a mechanical fortress.
8. One piece oil tank uses stock Honda 750 fittings and holds stock battery.
9. Body comes stock with burton-tuck, cobra style, naugahyde seat. or at extra cost a King and Queen seat.
10. D) this body, as all Tracy designs, carries a LIFETIME GUARANTEE.
11. Many applications for license according to state laws.
12. Harley-Davidson license plate light incorporated into body-lense not included.
13. Complete moulded in taillight- accepts stock Harley-Davidson.
14. Accepts stock Honda wheel.
15. Frame accepts stock Honda rear axle.
16. Example of electric box suitable for housing coils, wiring, etc.
17. Frame comes with kickstand mount.
18. Stock Honda foot pegs.
19. All rigid frames are constructed of aircraft-type 4130 chrome-molly tubing, certified welded and stress relieved.
20. Frame takes stock 750 Honda engine and mounting hardware.
21. Frame will accept many types of highway pegs.

STARSHIP

Honda 350, 450, Chopper Body



STAR SHIP

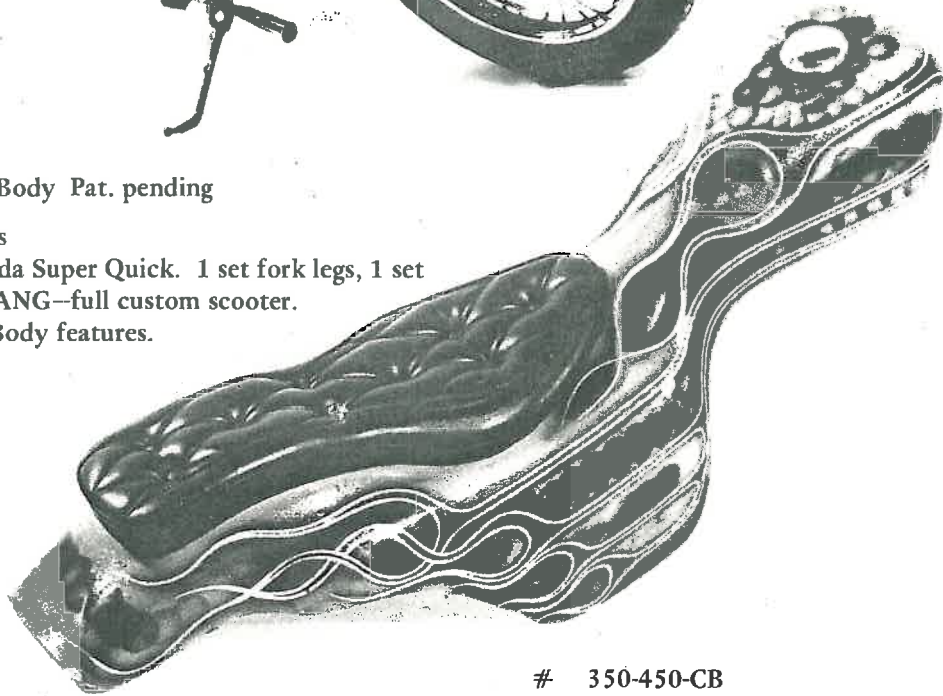
Honda 350-450 Chopper Body Pat. pending

350-450-CB 3 Gallons

Chop your 350 or 450 Honda Super Quick. 1 set fork legs, 1 set handle bars, and 1 body. BANG—full custom scooter.


This body has all Star Ship Body features.

Standard colors.



350-450-CB

Honda 350-450 Chopper Body




328 Ingalls St. Santa Cruz, Ca. 95060 (408) 426 426-7305



PENETRATOR

Honda 750 Fairing



HONDA
W-100-750 Fairing

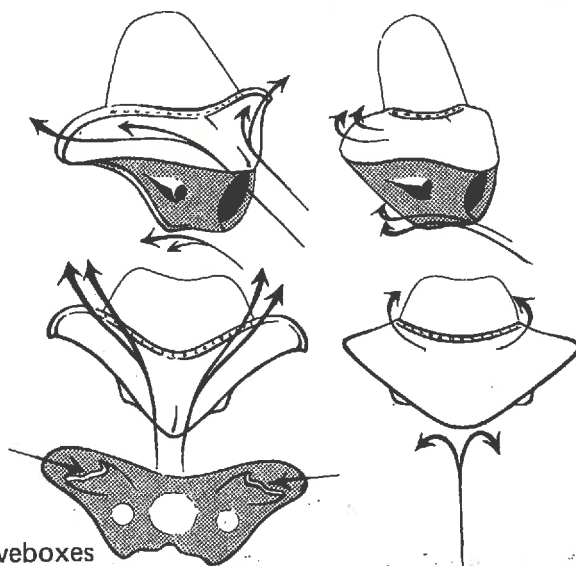
The PENETRATOR fairing makes your riding enjoyable year around. Designed with features previously unknown to handle bar fairings, the PENETRATOR incorporates styling with total function to give the rider super penetration and protection.

The PENETRATOR furnishes ribbed contours and arrow - like styling (see diagram) to re-channel the wind for superior penetration and comfort. It comes with chrome mounting hardware and a molded-in glove box at no extra cost. (see lower left drawing)



(right) This graphically illustrates the design and functional differences of the PENETRATOR to other accessory fairings. The arrows indicate wind penetration.

PENETRATOR other accessory fairing



Molded-in gloveboxes



328 INGALLS ST. SANTA CRUZ, CA. 95060 (408) 426-7305

CAFE RACER

fairing tank and seat

KAWASAKI
TRIUMPH
HONDA

WITH THE CAFE RACING SCENE HAPPENING TRACY DESIGNERS HAVE DEVELOPED A UNIVERSAL FAIRING, TANK, AND SEAT COMBINATION NOT ONLY TO STYLIZED BUT LIGHTEN UP BIG BIKES. TIGHTLY FITTED TO THE FRAME, THIS UNIVERSAL COMBINATION LOWERS THE CENTER OF GRAVITY BY REPOSITIONING THE FUEL AND SEAT AND ENABLES THE RACER TO COMFORTABLY TUCK INTO THE FAIRING. THE CAFE FAIRING FEATURES ULTRA-LIGHTWEIGHT FIBERGLAS CONSTRUCTION (6-8 POUNDS) AND MOUNTS EASILY WITH A FRAME BRACKET, ELECTROSTATIC FLOCK IS SHOT ON THE INSIDE TO PROVIDE AN EVEN NYLON TEXTURE WHICH IS DURABLE, ATTRACTIVE AND WASHABLE. A MOLDED PLEXIGLAS WINDSHIELD AND HEADLIGHT BUBBLE ADDS WIND PENETRATION TO THE MAKE-UP OF THE FAIRING. THE CAFE FAIRING ALSO COMES WITH A FIBERGLAS DASH WHICH ACCEPTS GAUGES AND PROVIDES EASY MOUNTING. THE (T-122) UNIVERSAL CAFE TANK COMES WITH A 4 GALLON GAS CAPACITY, IS CONSTRUCTED OF HAND-LAMINATED FIBERGLAS AND FITS TRIUMPH, KAWASAKI III, AND HONDA 750. WHEN ORDERING T-122 SPECIFY MAKE AND MODEL. DESIGNED WITH COMFORTABLE KNEE DENTS, THIS CAFE TANK FITS LOW ON THE FRAME, SUPPLIES TWO PETCOCK FITTINGS AND A TWIST GAS CAP. TOTAL WEIGHT- 5 POUNDS; THE TANK IS DESIGNED WITH A TAB WHICH INSERTS INTO THE SEAT TO ASSURE A TIGHT FIT. THE SEAT (S-122) FEATURES BLACK NAUGAHYDE OVER FOAM WITH A HAND-LAMINATED FIBERGLAS BASE. THE S-122 MOUNTS ON STOCK MOUNTS AND CARRIES TOTAL WEIGHT OF FOUR POUNDS. THE FAIRING, TANK, AND SEAT COMBINATION ARE SOLD SEPARATELY OR AS A SET AND COME IN A GLOSS PRIMER FINISH. METALFLAKE, PEARLESCENT OR GLOSS BLACK BASE EXTRA. CUSTOM PAINT INCLUDES YOUR CHOICE OF DESIGN AND COLORS OVER A METALFLAKE OR PEARL BASE. ALL FINISHES ARE SUN AND GAS RESISTANT AND CARRY TRACY'S GUARANTEE.



F-122

T-122

S-122

TRACY'S FIBERGLAS WORKS • 328 INGALLS ST., SANTA CRUZ, CA. • (408) 426-7305



EXCALIBRE

HONDA 750


Take a trip into the future with Tracy's hottest touring accessory: The Excalibre. Designed with the touring cyclist in mind, the Excalibre pulls away from the glaring effect of excessive components. The uni-constructed fiberglass body is engineered to meet every requirement of the most avid touring enthusiast. To fill these needs, Tracy has incorporated comfort, strength, large fuel capacity, and minimal weight with outrageous aerodynamic body styling. The Excalibre comes with a 5 gallon gas tank, flip-top gas cap, fairing with a molded plex windshield, storage trunk, glove boxes, and a special tuck and roll, nautahyde twin bucket seating arrangement.



The Excalibre mounts in minutes without special tools or fork removal. Triple strength fiberglass construction assures lightweight and strength that carries Tracy's full guarantee against faulty material or craftsmanship. At present the Excalibre is designed for the Honda 750, but it will be adapted to all super bikes in the future (Kawasaki 900, BMW, Suzuki 750, Yamaha 750, Triumph Triple, and Motoguzzi). Custom painting includes your choice of a pearlescent or metalflake base. Let Tracy's custom painting department apply their secret formulas and super talent into a totally unique experience.



THE INTRUDER



Enter the Intruder, Tracy's total solution to a cyclist's needs.




The uni-construction body of the Intruder has left all the over-accessoried machines far behind.

This space age body/fairing combination has been thoroughly engineered for speed, comfort, and minimal weight. The Intruder's fully upholstered seat extends up the 5 gal. cap. gas tank to form a chest to chin rest. This feature allows for unparalleled comfort when in a laid-out position. The series of curves that integrate the body with the fairing channel the air flow and eliminate resistance.

Tracy's preference for high-grade fiberglass on the Intruder's construction yields to a super high strength to weight ratio. Minimal weight is due to the technique of hand lamination which leaves no margin for excessive material build-up. The Intruder requires no frame or swing-arm modifications and can be mounted with ease; no need for handle-bar or fork removal if using clip-ons.

The Intruder presently is designed for the Honda 750, but will be adapted to fit all super bikes in the future. (Kawasaki 900, BMW, Suzuki 750, Yamaha 750, Triumph Triple and Moto guzzi.)

It comes available in white or yellow primer. Let Tracy's space age custom painting department finish the Intruder for you with their secret formulas which leave a lustrous finish unaffected by sun or gas spillage. Custom painting includes your choice of Metalflake, Pearlescent, or Gloss Black base. It accepts Standard British Peacock and comes with a flip-top gas cap.




XR-750




MODEL A
without number plates

The Competition Solution

Tracy designers, working in conjunction with racer Scott Brelsford, have created two competition body's for the Harley XR-750. Scott needed a super trick unit which lowered the center of gravity of the gas tank and at the same time provided a weight reduction to cut down dead weight. It was essential that this unit was quickly removable for ease of access to the motor. Tracy's solution: An 8-10 pound competition body which combines twin tanks, modified seat number plates. The XR-750 enhances wind penetration with its long, continuous flowing lines and increases handling by lowering fuel and seating positions. Fuel is carried in two separate tanks which rest below the frame tube, (capacity-3 gallons). The new modified naugahyde seat bolts between the tanks and is lower than conventional racing seats. It also provides a chin rest for comfort when laid out in the straightaway's and has provisions to run the accelerator cables underneath. On Scott's second body for the XR-750, Tracy designers subtracted the number plates, providing less weight yet, still retaining the 3 gallon gas capacity in one tank, and its long fluid lines. A long, tuck and roll naugahyde seat provides comfort when in the straightaways. Total dry weight-8-10 pounds. Like Scott's first body, both fit on the XR-750 without frame modification and accept universal petcocks. Constructed of triple strength fiberglass, both bodies are hand laminated for minimal weight and carry Tracy's full guarantee, including damage caused by collision. (cosmetic damage by collision not covered) They are both available in white or yellow primer. Custom paint; Numbers; Metalflake, pearl or gloss black base extra. Aluminum Monza flip caps extra.



MODEL B
with number plates



the Don Castro model

FOR REDLINE-TRACKMASTER
FRAMES



Don Castro



Working closely with Don Castro, Tracy designers developed a new, innovative competition body set up for either Trackmaster or Redline frames.

This new body design combines function, outrageous looks and durability to withstand strenuous competitive conditions. Total body styling combines tanks, seat and number plates to create the lowest center of gravity possible.


The twin fuel tanks carry the fuel below the top frame tube and keep the weight low for increased stability. The

naugahyde pleat pattern seat is lower than conventional racing set-ups and bolts to the body between tanks and under the seat. This body fits so low a chin rest was added for comfort, so you can rest your head below the bars when tucked-in on the straightaways.



Body styling adds key importance with a front body fairing to decrease wind turbulence around the engine and back wheel area.

Constructed of triple strength hand-laminated fiberglass, this body yields to a high impact strength and minimum weight (8-10 pounds). Hand-lamination allows for minimal excess of materials, weight control, superior craftsmanship and warrants Tracy's full guarantee against structural defects.

THIS MODEL ACCEPTS A STANDARD BRITISH PETCOCK AND DZUZ FASTENERS. OPTIONAL FEATURES ARE ALUMINUM MONZA FLIP CAPS; METALFLAKE, PEARLESCENT, OR GLOSS BLACK BASE. AVAILABLE IN WHITE OR YELLOW PRIMER, BUT LET TRACY'S PAINTING DEPARTMENT APPLY CUSTOM PAINT AND NUMBERS WITH FORMULAS PERFECTED TO WITHSTAND FUEL AND SUN.



THE PACKARD CLIPPER



custom paint 85

NORTON 750-850 ELIMINATOR



INTRODUCING A NEW DYNAMO TO YOUR GROWING LIST OF ACCESSORIES FROM TRACY INCORPORATED: THE PACKARD CLIPPER E. DESIGNED FOR THE '71-'73 NORTON 750, THIS ELIMINATOR BODY NOT ONLY LIGHTENS UP BUT INDIVIDUALLY STYLIZES THE 750-850, BECAUSE OF ITS SIZE THE NORTON'S FUEL POSITIONING WAS LOWERED TO ENHANCE OVER-ALL HANDLING YET RETAIN STOCK CAPACITY.

INSTALLED IN MINUTES, THE PACKARD CLIPPER E'S UNI-CONSTRUCTED BODY GIVES NEW CUSTOM MEANING TO ANY NEW OR USED NORTON. THE UNI-BODY IS AN ALL HAND-LAMINATED FIBERGLAS PRODUCT CONSTRUCTED FROM THE BEST MATERIALS AND CRAFTSMANSHIP: AND CARRIES TRACY'S LIFETIME GUARANTEE AGAINST LEAKAGE AND STRUCTURAL DEFECTS, TOTAL WEIGHT 14 POUNDS. THE ELIMINATOR HOLDS STOCK GAS CAPACITY AND COMES WITH NAUGAHYDE TUCK AND ROLL SEAT. AVAILABLE IN YELLOW AND WHITE PRIMER, METALFLAKE, PEARL, OR GLOSS BLACK BASE EXTRA.

BUT LET TRACY'S CUSTOM PAINTING DEPARTMENT APPLY A ONE-OF-A-KIND CUSTOM PAINT JOB WITH THEIR PERFECTED CUSTOM FORMULAS, WHICH ARE IMPERVIOUS TO SUN OR GAS SPILLAGE.

TRACY'S FIBERGLAS WORKS • 328 INGALLS ST., SANTA CRUZ, CA.

(408) 426-7305

Norton 750


starship



DESIGNED EXCLUSIVELY TO LOWER THE CENTER OF GRAVITY, THE STARSHIP RIDES LOW ON THE FRAME, PROVIDES INCREASED HANDLING UNATTAINABLE THROUGH STOCK COMPONENTS AND MOUNTS ON STOCK FRAME WITH MINOR MODIFICATIONS.* THE STARSHIP FEATURES

A 2.75 GAS CAPACITY, A REMOVABLE BUTTON-TUCK NAUGAHYDE SEAT FOR EASY OIL ACCESS, AND CARRIES TRACY'S LIFETIME GUARANTEE AGAINST LEAKAGE OR DAMAGE BY FAULTY CRAFTSMANSHIP. HAND-LAMINATED FIBERGLAS CONSTRUCTION ALLOWS FOR THE FINEST QUALITY WITH AN OUTSTANDING STRENGTH TO LIGHTWEIGHT RATIO. THE 750-850 STARSHIP COMES IN STOCK WHITE OR YELLOW PRIMER, ACCEPT A UNIVERSAL PETCOCK AND LUCAS TAILLIGHT LENSE; MOUNTING HARDWARE AND INSTRUCTIONS INCLUDED. CUSTOM PAINTING GIVES YOU THE CHOICE OF A METAL FLAKE OR PEARL BASE. OVER YOUR BASE COAT, TRACY CUSTOM PAINTERS ADMINISTER A UNIQUE COMBINATION OF TECHNIQUE AND PERFECTED FORMULAS WHICH RESIST FUEL AND DIRECT SUN.

*MODIFICATIONS INCLUDE REAR FRAME LOOP REMOVAL.



FOR A CLEAN MACHINE...



TRIUMPH

1969
THRU
1973


Trident

A TRACY PRODUCT

MCMXLXXIII

Tracy designers, understanding the drawbacks of the Triumph Trident, have developed a highly stylized fiberglass body with racing and touring in mind. With the Trident's stock component arrangement, the rider is unable to comfortably get below the bars because of the tight placement of the tank, seat and handle bars. Tracy's solution: a 14 pound fiberglass body that drops onto the stock frame with a new ultra-sleek tank and seating arrangement. Designed to fit '69-'73 Tridents, this lightweight model fits lower on the frame than stock components by repositioning the fuel below the frame tube thus lowering the center of gravity. Its narrow elongated tank holds a 3.5 gallon fuel capacity and extends into a countersunk naugahyde, tuck and roll, TT seat. This enables a rider to comfortably get below the handle bars with his knees into the tank when in a laid out position. Constructed of hand-laminated fiberglass, the Trident body maintains a high strength to weight ratio and carries Tracy's full guarantee against defects or leakage. Other options are: stock fender and tail-light assembly can be left on or removed, twin petcock fittings in gas tank, and seat removes for battery and oil access. Available in stock white or yellow gloss primer, but Tracy's complete painting department has a full range of designs and colors to choose from using perfected formulas impervious to sun and fuel. Custom painting includes your choice of a metalflake or pearl base.

**THIS LIGHTWEIGHT MODEL
FITS LOWER ON THE FRAME
THAN STOCK COMPONENTS!**



TRIUMPH


650 STARSHIP

CUSTOM STYLING



In addition to the Eliminator model, Tracy's Fiberglass Works offers the Starship for all the pre-'71 Triumph 650's. Designed to individually stylize the 650, the Starship chopper body fits low on stock frame mounts, carries 2.5 gallon gas capacity and comes with a naugahyde button-tuck cobra seat hinged for battery access. The Starship drops over oil filler neck and exposes cap hand-laminated fiberglass construction yields a high strength to weight ratio without excessive material build-up. Dry weight-12 pounds.

This model accepts a Lucas taillight, universal petcocks and carries Tracy's full guarantee. Mounts in minutes, with rear frame loop removal, the Starship epitomizes custom bike accessories. Custom painting available at extra cost with a metal-flake, pearl or gloss black base. Also available stock with white or yellow gloss primer base.





TRIUMPH

Adding to their super line-up of Eliminators, Tracy's Fibreglas Works now introduces the pre - 1971 Triumph 650 E. Designed for short track TT racing, this Eliminator model integrates a 2.5 gas capacity positioned below the frame tube, narrow body styling, a TT seat and ultra-light weight-8-10 pounds. Constructed of aero-space fibreglas to indure strength and light-weight, this Eliminator body mounts with minor modifications, increases handling, and lowers the center of gravity. Mounting modifications include rear frame loop removal, replacement of stock oil tank with an accessory tank, and repositioning the coils and battery. Hand laminated for minimal material waste and light-weight, the Eliminator carries Tracy's full guarantee against all defects and puts steel components in the dark ages. The Eliminator comes stock in white or yellow gloss primer with universal petcock fittings, mounting hardware and instructions. For a custom full race paint job, let the custom paint department apply their secret formulas, resist to sun and fuel, on a metallflake or pearl base. Flip-top monza cap extra.

**fits all
pre-
oils**




**650
T-T RACER**






Triumph, BSA Street Racer Body

ELIMINATOR



E-650




ELIMINATOR

E-650 Pat. pending

***GET WITH THE PROGRAM WITH THIS ELIMINATOR 650 B.S.A. AND TRIUMPH BODY.** This one piece body has all The Eliminator features.

It comes complete with 3 plus Gallon tank, unit body construction, button tuck folding seat, stock English tailight holder, and petcock fittings position for your bike. All mounting hardware and instruction sheet included. Goes on in minutes.

*This body will fit most Triumph and B.S.A.s including late oil frame models.



California Cafe Street Racer



650 Triumph Kit Bike

Body A




C.P.-56



BODY B

C.P.-55

#650 T.M.




BODY A

C.P.-52

TIME MACHINE
650 Triumph Kit Bike

Time machine

These total custom TM bodies fit onto stock Triumph frame with Hardtail and most accessory frames. They both feature a 3 gallon fuel capacity, mounting indentations, Tuck and Roll and Button-Tuck naugahyde seats. Fur seat optional.



Body B



Triumph Style Tanks

UNIVERSAL TRIUMPH-STYLE TANK

2 Gallon Rib Top Tank—T-104 A, B & C

Specs: L-20" W-8½" Ht.-5¾"

Center Mount.

This popular, low-profile, fastback design tank comes in three different models for greater adaptability. Model A will fit Hondas, BSAs, Triumphs, and any other make requiring a 2¼" tunnel width.

Model B is designed to utilize the original stud mounts on the Triumph 650 and 500 only. Be sure to specify make and model of your bike when ordering. Both

Tanks come with 2 petcock receivers and twist off cap.

Wt. 3 lbs. Tank comes w/center mounting kit.

*Special flip-top Monza gas cap is available at extra cost.

Model C—Trackmaster Frames and 71 Triumph and B.S.A., 3" Tunnel—Center mount kit included. This is the most commonly used ½ mile tank.

OVERSIZE TRIUMPH TANK

T-126 # 2½' gallon center mount Triumph Style Tank.

L-20" W-10¼" H-8½" Tunnel width 2-1/8".

This tank will fit most makes including 72 B.S.A. & Triumphs. Standard colors.

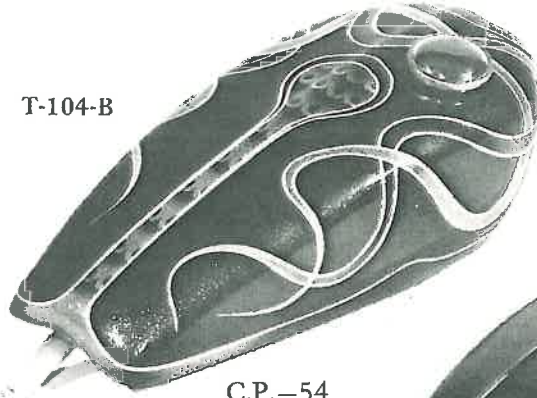
SUPERLITE-HALF MILE SEAT

S-112 # (Weight 1 lb.)

Combines solo seat and pillion pad into one unit. Will fit most makes including all racing frames, all mounting hardware included.

This seat is used by most of the national riders and was designed for Eddy Mulder.

T-104-B




C.P.—54




T-126




S-112




TERRY DORSCH



C.P.—53



T-104-C





**UNIVERSAL
TRIUMPH-STYLE
TANK**

T-105-2¾ Gallon Tank

Specs: L-20" W-10" Ht.-6"
Center Mount included.

This highly durable and large capacity racing tank is designed to fit the demands of the big-bore enduro rider and scrambles racer. It is center-mounted and comes with two molded-in petcock fittings and a twist-off gas cap. It will easily fit all Hondas, Triumphs, B.S.A.s, and the famous Trackmaster as well as most other makes. This is the Tank we manufacture for National Numbers, Gene Remero and Eddie Mulder for TT, ½ mile and mile. Standard colors.

*Special flip-top Monza gas cap available at extra cost.

HARLEY DAVIDSON TEAM TANK

T-134-Tank

L-16¾" W-7½" Ht.-6¼" 2 Gallons

This is the tank we manufacture for National Number, Mark Bresford and some of the other Harley team members. This is one of the shorter universal tanks and is adaptable to most bikes. Standard colors- Center mount kit included.


(below) Mark Brelsford at the Houston Astrodome using the T-134. (right) Mark's team tank.



**INCORPORATED
Universal
Triumph Style
Tank**



T-105



T-134



**328 INGALLS ST., SANTA CRUZ,
CALIFORNIA, 95060
(408) 426-7305**

Universal




Sportster Tank


T-106-A



T-106



T-106




UNIVERSAL SPORTSTER-STYLE

T-106-2 3/4 Gallon Tank




*T-106-A-1" Tunnel Model

Specs: L-15" W(at front)-9"
Ht.-7"

This sleek and highly popular custom tank is hand-laminated and fully guaranteed. This tank has been widely used on the most beautiful custom motorcycles the world over. Its light weight, extreme durability, and variety of possible mounting methods have made it our hottest seller on the custom scene. Each tank comes with two molded-in petcock fittings positioned for your motorcycle. The petcock fitting sizes available are for the stock Triumph and B.S.A., universal type petcocks or for larger size stock Sportster petcock. A twist-off gas cap is also provided as well as a molded-in full color paisley bottom to truly finish your custom machine. This tank comes with either a flat bottom or with a one inch tunnel. Please be sure to specify your preference. Mounting of this tank is accomplished with a rigid four-stud universal mount which allows it to fit all makes including Hondas, Triumphs, Harleys, Enfield, B.S.A.s, and Nortons. The colors are molded into the fiber-glas and will never chip or fade. Standard colors.




TRACY

TRACY


UNIVERSAL SPORTSTER-STYLE

T-107-2 Gallon Tank


2½" Deep Tunnel and 3¼" Wide

L-16" W-9" H-6"

This Sportster Tank has a slightly smaller capacity due to its 2" tunnel. Tank is mounted by way of rigid molded tabs which have been molded-in for permanence and will not weaken or crack. It carries our lifetime guarantee, of course.

This tank will fit down over the frames of Hondas, Triumphs, B.S.A.s, Harleys, Yamahas, Kawasakis, Norton's Enfields, and most others. Standard colors.

Universal Low Mount Sportster Tank



328 INGALLS ST., SANTA CRUZ, CALIFORNIA, 95060 (408) 426-7305

Oversize Sportster Tank



C.P.—43

OVERSIZE SPORTSTER STYLE TANK

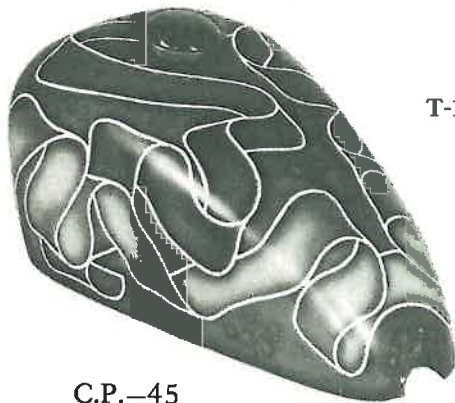
T-118—3¼ Gallon Tank

L-18" W-9¾" H-7"

Universal Mount

This sleek, fast-back design tank is a large-capacity version of the T-106 which has been specifically designed for Honda 750s, Harley 74s and Kawasaki 500s. It is ideal for any big-bore chopper rider who wants to avoid gas stops without giving his bike the bulky look of a large, ugly gas tank. It comes with a twist-off gas cap, two molded-in petcock fittings positioned for your motorcycle and a full color paisley bottom. It is available in a 1" tunnel bottom. Standard colors.

Please specify model.



T-119

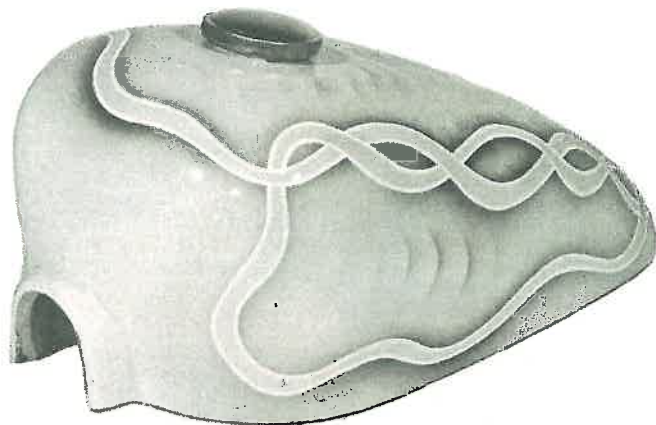
C.P.—45

OVERSIZE SPORTSTER STYLE TUNNEL MODEL

T-119—3 Gallon - 3" Tunnel

L-18" W-9¾" H-7" Tab Mount


This tank is exactly similar to the T-118 except that it has molded-in mounting tabs and comes with a 3" tunnel. This model does not have the paisley bottom but is supplied with a twist-off gas cap and two molded-in petcock fittings positioned for your motorcycle. The colors available are exactly as the T-118



C.P.—44

328 Ingalls St. Santa Cruz, Ca. 95060 (408) 426-7305

Coffin Tanks



T-116

COFFIN STYLE TANK

T-116—1¾ Gallon tank

L-16½" W-9¼" Ht.-5½"

Universal mount.

Due to a revolutionary new molding method, we are now able to offer a popular new coffin style tank with sharp, clean corners and edges. No other coffin style tank looks so much like a coffin.

Tracy developed this tank at great expense to answer the demands of the California custom scene. This tank mounts easily on all Hondas, Triumphs, B.S.A.s, Harleys and most others with its four-bolt universal mounting system. It is supplied with a full-color paisley bottom, twist-off gas cap, and two molded-in petcock fittings positioned for your motorcycle. The T-116 is available in a flat-bottom and 1" tunnel models. Primer color only. Metal Flake as paint base only! Chrome mounting hardware included.



custom paint—50




T-117

COFFIN STYLE TANK

T-117-3 Gallon Tank

L-17" W-10¼" Ht.-7¼" Tunnel 3"

This tank is identical to the T-116 (above) except for its larger size and capacity. It was specifically designed for chopping the Honda 750, Harley 74, and Kawasaki 500 but it will mount easily on any big-bore motorcycle. It comes with twist-off gas cap, and two molded-in petcock fittings positioned for your bike. This tank comes with 3" depth tunnel w/universal mount. Standard colors.



custom paint—51

328 INGALLS ST. SANTA CRUZ, CA. 95060 (408) 426-7305

TRACY

INCORPORATED

Round Coffin Tanks Super-Mini Sportster Tank


SPORTSTER-STYLE TANK

T-113-1 Gallon Super-Mini Tank

T-113


L-13" W-5 $\frac{3}{4}$ " H-5 $\frac{1}{2}$ " Universal Mount

This extremely versatile tank was originally designed for the mini-chopper but due to its universal mounting and tear-drop shape, it has been frequently used on beautiful custom motorcycles of all sizes. It utilizes a four-bolt universal mount and comes with a multi-color paisley bottom, one molded-in petcock fitting, and a twist-off cap. It is available in a no tunnel model only. Colors are impregnated into the fiberglass and will never chip or fade, and are completely resistant to gasoline. Standard colors.



C.P.-63

T-115



C.P.-62

COFFIN TANK


T-115-Tank-2 Gallon

L-17" W-10 $\frac{3}{4}$ " Ht.-5 $\frac{1}{4}$ "

Tab Mount Universal

This tank has a round front design. It has a 2 gallon gas capacity and 1 $\frac{1}{2}$ " tunnel.

Tank has molded mounting tabs w/all bolts, nuts, rubber grommets included. Standard colors.



T-115-A




C.P.-61

COFFIN TANK

T-115-A-Tank-3 Gallon

L-17" W-11" H-8 $\frac{1}{2}$ "

This tank is very similar to T-115 above except it has 3 gallon gas capacity and 3 $\frac{1}{2}$ " tunnel. Standard colors. All universal mounts molded-in



328 INGALLS ST. SANTA CRUZ, CA. 95060 (408) 426-7305



Peanut Tanks

PEANUT TANKS

T-125—1" Deep Tunnel

2 3/4 Gallons

T-125-A—2 1/2" Deep Tunnel

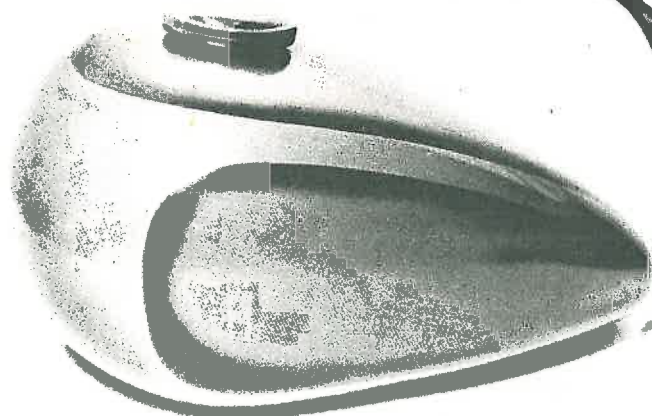
3 1/4" Wide—2 1/4 Gallons

L-15 1/2" W-8 3/4" Ht.-6 3/4"

If you are tired of welding and repainting your steel peanut tank, this is for you. Finally we have developed a method to manufacture a peanut style gas tank in fiberglass. The popular steel peanuts are very cheap in price and have no guarantee and almost always leak.

Their quick construction with thin steel and poor welding cannot stand up to the vibration of normal motorcycling. Our Fiberglass peanuts are slightly longer, perfectly rounded and shaped and come with a lifetime guarantee and you may choose from 1" or 2 1/2" tunnel model with 2 1/2 gallons and all mounting tabs concealed.

This tank will fit most bikes including 71 triumph and B.S.A. —No welding— all chrome mounting hardware included. Color: Primer ready to paint only. Please specify T-125 or T-125-A.



T-125



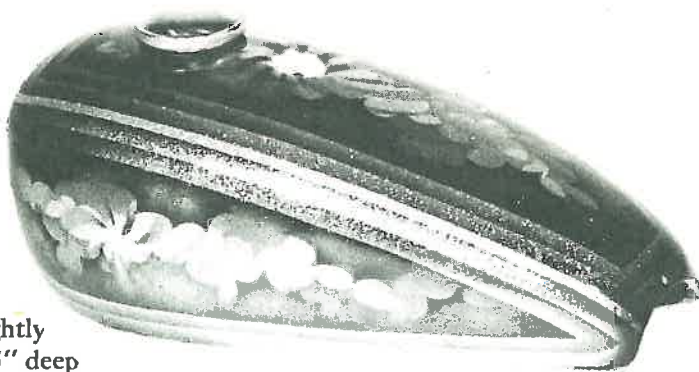
T-125-A

BANANA TANK

T-128—Long Banana Style Peanut Tank


Specs: L-18 1/2" W-8 1/2" Ht.-6 3/4"

This tank is very similar to the T-125 except it is slightly narrowed and a few inches longer. It comes with a 5" deep tunnel and is conveniently center mounted. The tunnel width is 3 1/4" so it will mount on almost any bike including stock mount on late model Triumphs and B.S.A.s with oil in Frame Center mount Kit included. Standard colors.



T-128

C.P.—49



T-128

