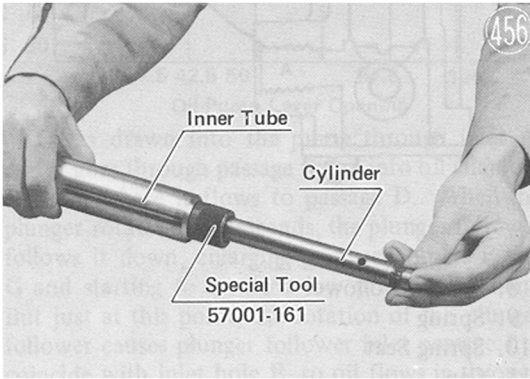
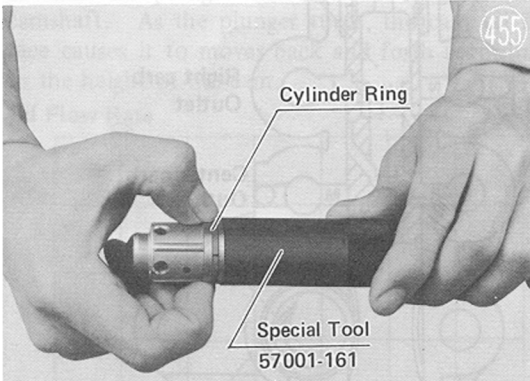



NOTE: If the oil seal is removed, it must be replaced.

(2) Assembly note:

- Use a special tool for inserting the cylinder assembly into the inner tube.



- Install the cylinder assembly in proper order as shown in Fig. 459.
- Use a special tool for installing the oil seal.



(3) Construction, Operation

The front fork consists of the two front shock absorbers, mounted to the frame head pipe via the steering stem and stem head.

Each shock absorber is a telescopic tube made up of an inner tube, outer tube, springs, cylinder, piston and valve. Shock damping is accomplished by the springs, by air being compressed in the tubes, and by the flow resistance of the fork oil flowing between the inner and outer tubes.

Front Fork Cross Section

458

